



THE SCHOOL DISTRICT OF
PHILADELPHIA

2024 Graduate Follow-up Survey Results

Survey of Senior Exit Survey respondents from the classes of 2019-20, 2020-21, and 2021-22

August 2024

Office of Research and Evaluation

Contact: **Motunrayo Olaniyan**, Ph.D., Senior Research Associate (molaniyan@philasd.org)

Table of Contents

- About the Graduate Follow-up Survey: [Slide 3](#)
- Representativeness: [Slide 8](#)
- Status of Educational Pursuits: [Slide 11](#)
- Obstacles Faced in Pursuing an Education: [Slide 16](#)
- Status of Work Pursuits: [Slide 21](#)
- Obstacles Faced in Pursuing Work: [Slide 24](#)



About the Graduate Follow-up Survey

The Pennsylvania Department of Education requires school districts to administer an exit survey to seniors to capture students' intentions after high school—specifically, whether they are planning to obtain additional education, seek employment, or pursue other activities.*

Senior Exit Survey respondents in the School District of Philadelphia (SDP) were asked to volunteer their contact information (email and/or cell phone number) for the purposes of receiving an additional follow-up survey after graduation.

The Graduate Follow-up Survey helps SDP to:

- Better understand the education and career pursuits of recent high school graduates.
- Learn about obstacles that graduates faced while pursuing post-high school plans that they initially indicated on the Senior Exit Survey.
- Understand whether students have made smooth transitions into postsecondary education or the workforce.

*For more information on the Senior Exit Survey and to view previous results, visit:
<https://www.philasd.org/research/programsservices/projects/senior-exit-survey/>

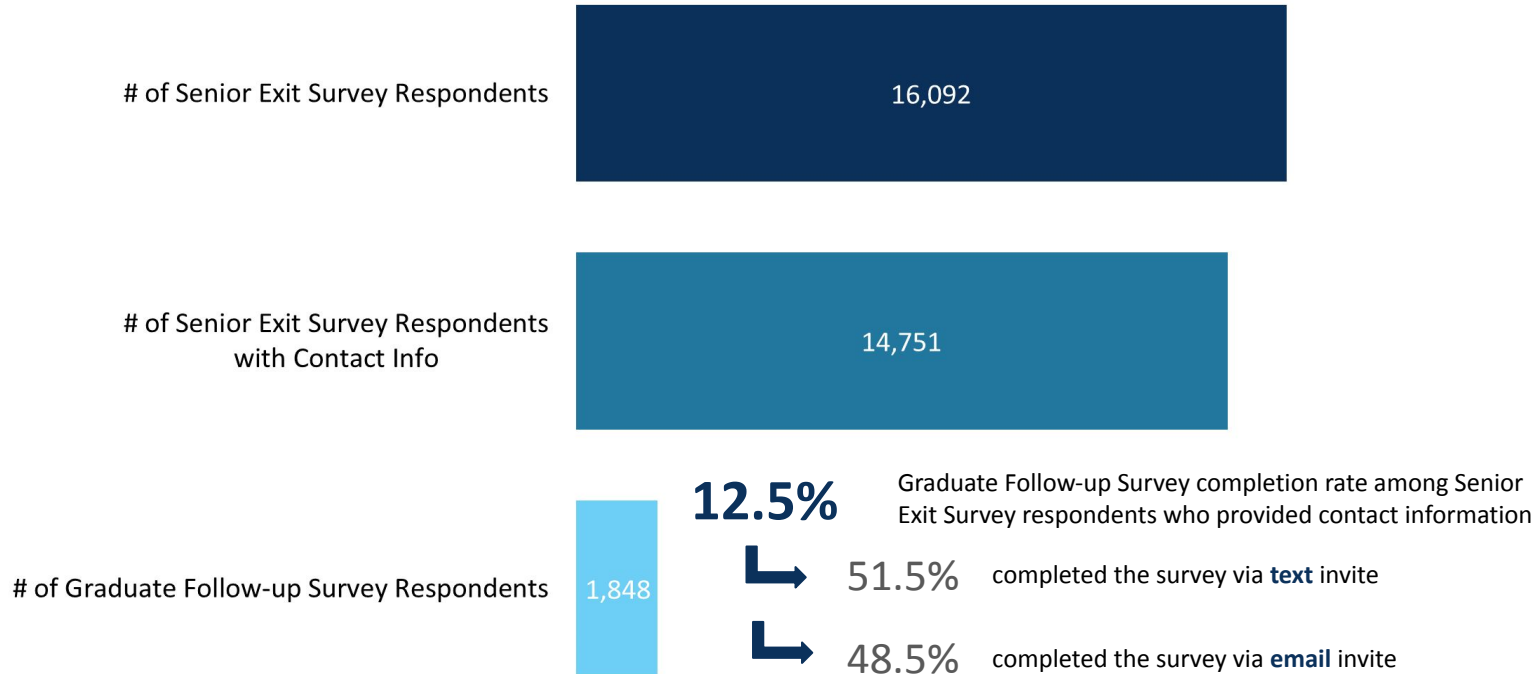


Graduate Follow-up Survey Methods

- The 2024 Graduate Follow-up Survey was sent to three Senior Exit Survey cohorts:
 - Class of 2019-20 (graduated after the start of the COVID-19 pandemic)*
 - Class of 2020-21 (graduated during the year of virtual/hybrid instruction)
 - Class of 2021-22 (completed a fully in-person senior year)
- Surveys were distributed via email and text message using Qualtrics on January 3, 2024. Students who did not respond to the first communication were contacted a second time two weeks after the first contact. The survey closed on February 5, 2024.
- All Graduate Follow-up Survey responses were linked to respondents' Senior Exit Survey responses. Respondents who had previously intended to pursue education were asked education-related questions, and those who had previously intended to pursue work were asked work-related questions.

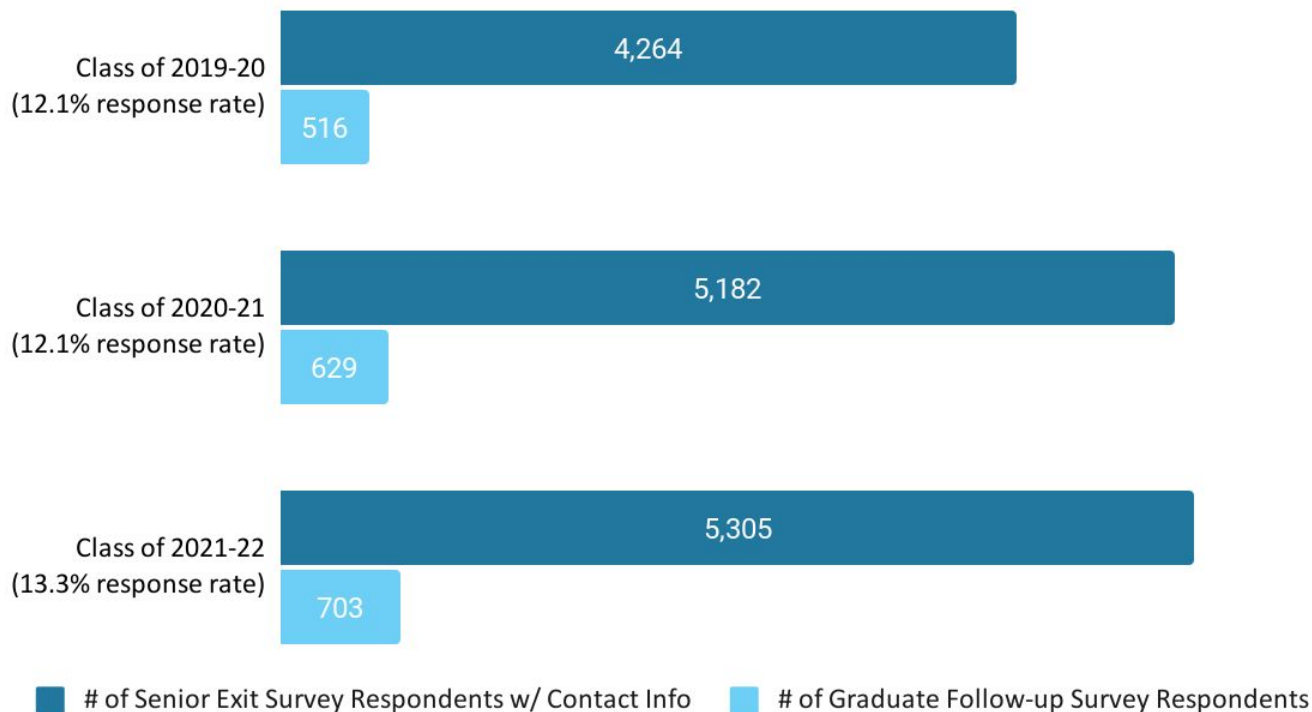
*On March 13, 2020, SDP school buildings closed due to the COVID-19 pandemic, and students and staff transitioned to remote learning. In response to COVID-19 pandemic-related closures, questions were added to the Graduate Follow-up Survey to better inform if and how SDP students' post-graduation plans were affected by the COVID-19 pandemic.

Survey Sample Sizes and Response Rates Overall

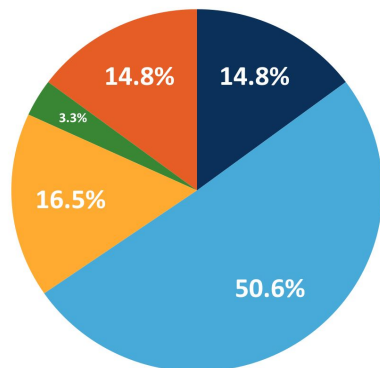


Note: The number of Senior Exit Survey respondents are totaled across the classes of 2019-20, 2020-21, and 2021-22.

Survey Sample Sizes and Response Rates by Class

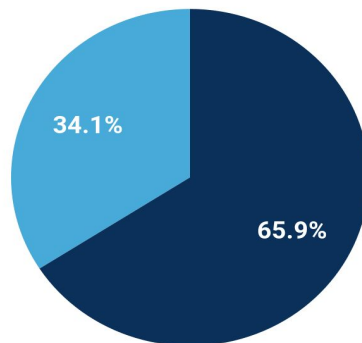


Graduate Follow-up Survey Respondent Characteristics

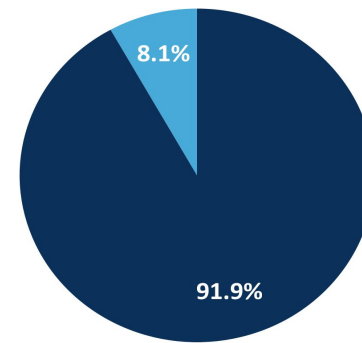


- Asian
- Black/African American
- Hispanic/Latine
- Multi-Racial/Other*
- White

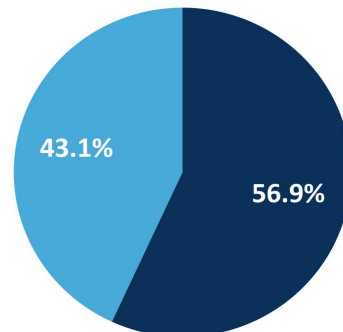
1,848 Graduate Follow-up Survey respondents



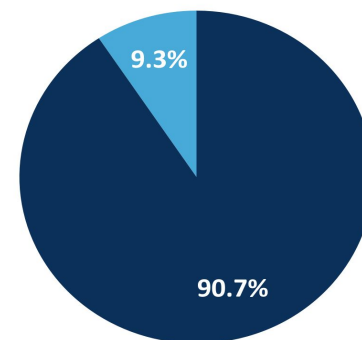
- Female
- Male**



- Does not have an IEP
- Has an IEP†



- Economically Disadvantaged
- Not Economically Disadvantaged



- Non-English Learner
- English Learner

*Native Hawaiian/Pac. Islander and Am. Indian/Alaskan Native combined into Multi-Racial/Other due to small sample size

**Non-binary excluded from calculation due to small sample size

†Individualized Education Program (IEP)



Representativeness: Post-High School Intentions of Graduate Follow-up Survey Respondents



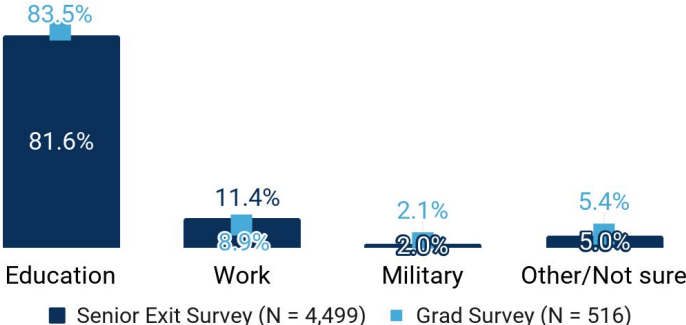
Representativeness of Graduate Follow-up Survey Respondents

In collecting and analyzing Graduate Follow-up Survey data, it is important to consider the extent to which survey respondents are representative of respondents to the Senior Exit Survey to ensure that certain cohorts are not overrepresented while others are underrepresented.

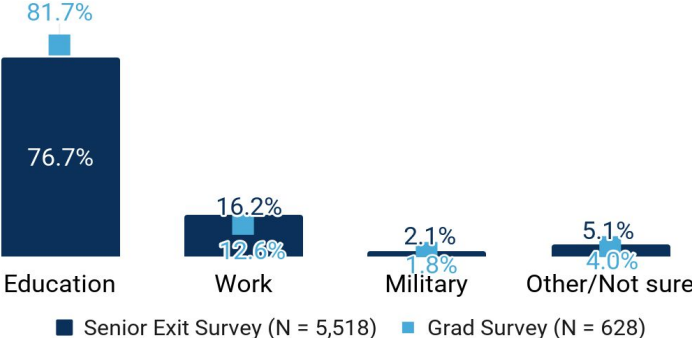
- The response rates to the Graduate Follow-up Survey were similar across graduated class years.
- Across graduated class years, graduates from both the class of 2019-20 and the class of 2020-21 were more likely to respond to the Graduate Follow-up Survey if they intended to pursue a postsecondary education (by 1.9 and 5.0 percentage points, respectively) compared to those who intended to work (by 2.5 and 3.6 percentage points, respectively) post-high school.

Class of 2019-20 and 2020-21 respondents who intended to pursue a postsecondary education were overrepresented on the Graduate Follow-up Survey, whereas those who intended to work after graduation were underrepresented.

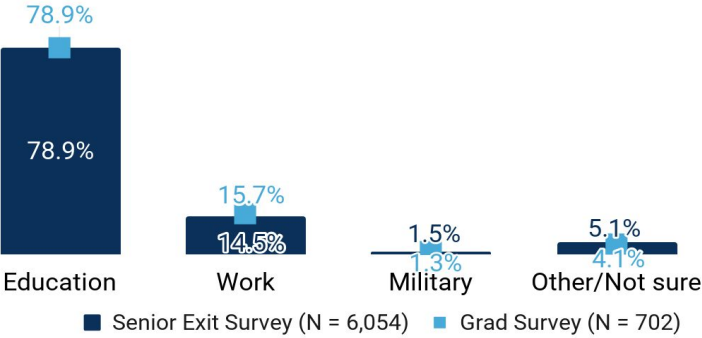
Class of 2019-20



Class of 2020-21



Class of 2021-22

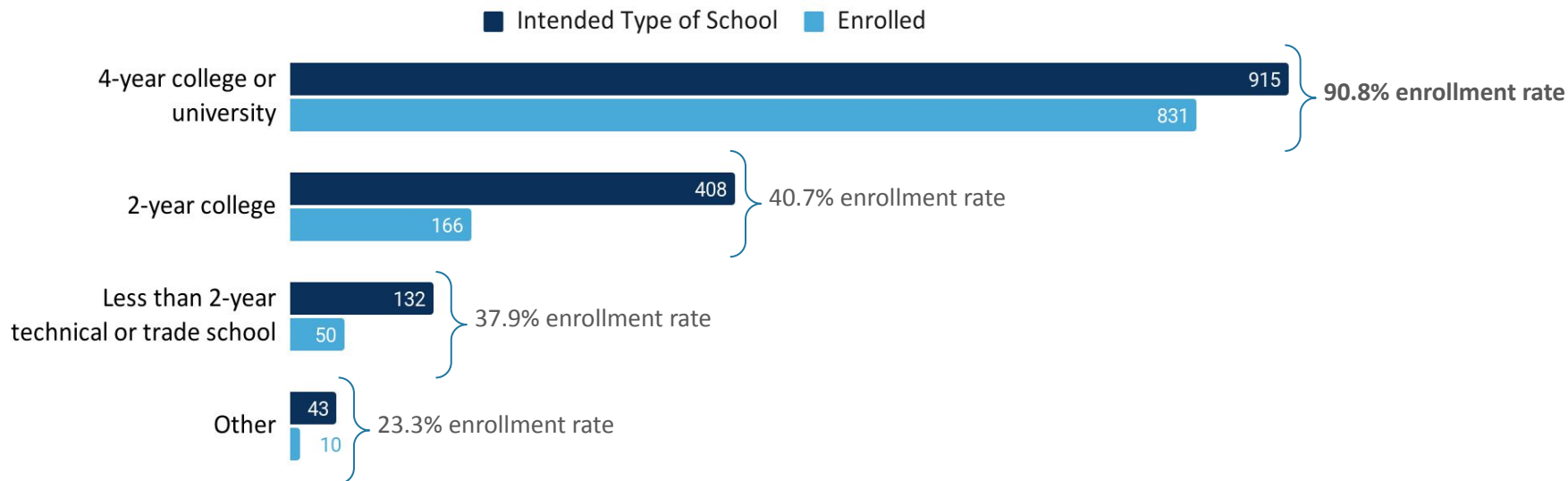


Note: Post-high school intentions taken from the Senior Exit Survey.

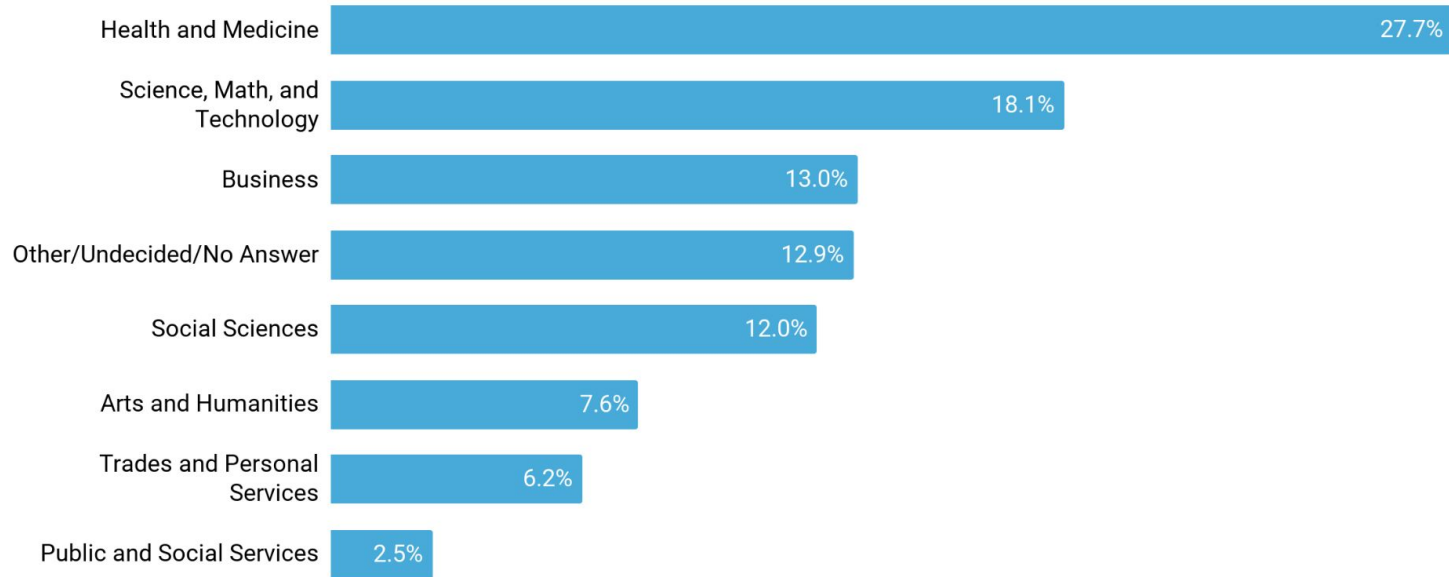


Status of Educational Pursuits

Among respondents who intended to pursue a 4-year postsecondary education, 90.8% had enrolled in a 4-year college or university after graduating high school.



Among respondents who were enrolled in postsecondary education, the top two majors were Health and Medicine (27.7%) and Science, Math, and Technology (18.1%).



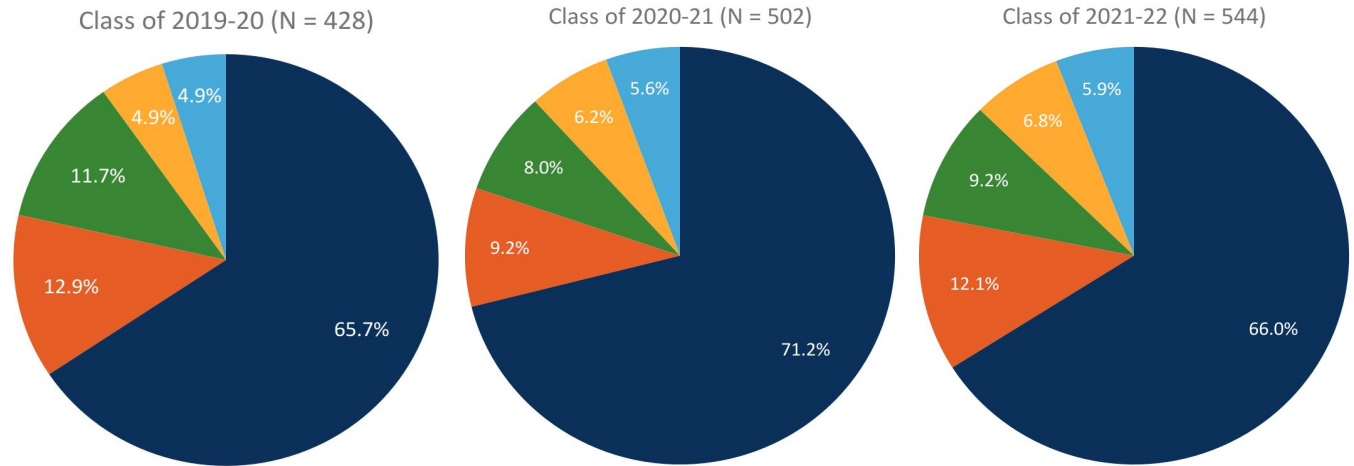
N = 1,246; denominator equals respondents who selected “Education” for their post-high school plans and indicated that they had enrolled in postsecondary institution.

Compared to the class of 2019-20 (65.7%) and 2021-22 (66%), a higher percentage of respondents from the class of 2020-21 (71.2%) had started or graduated from their intended type of school.

Before graduating from high school, you took the Senior Exit Survey and said that your post-high school plans involved pursuing education in [intended type of school].

As of now, would you say that you:

- Have started but not finished or Graduated from* [intended type of school]
- Other/no answer
- Changed interest in attending [intended type of school]
- Delayed enrollment in [intended type of school]
- Were unable to enroll in [intended type of school]

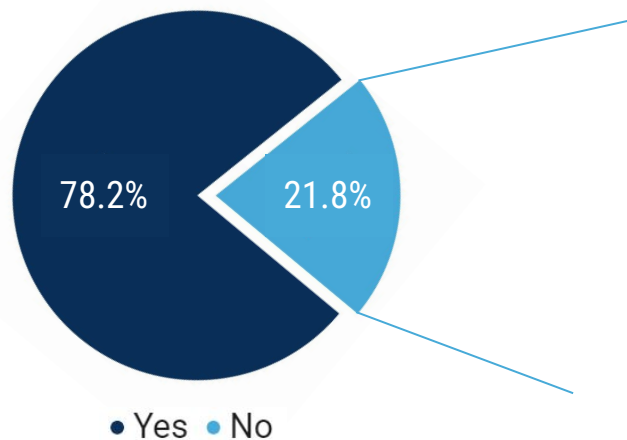


*Have started but not finished intended type of school and Graduated from intended type of school combined into one category.


Denominators for each class year include respondents who selected "Education" as their post-high school plan. Respondents who did not report an intended type of school are excluded. Percentages may not add up to 100% due to rounding.

Among respondents who indicated that they were *not enrolled* in postsecondary education, nearly 58% planned on enrolling within the next year.

Are you currently still enrolled in school?



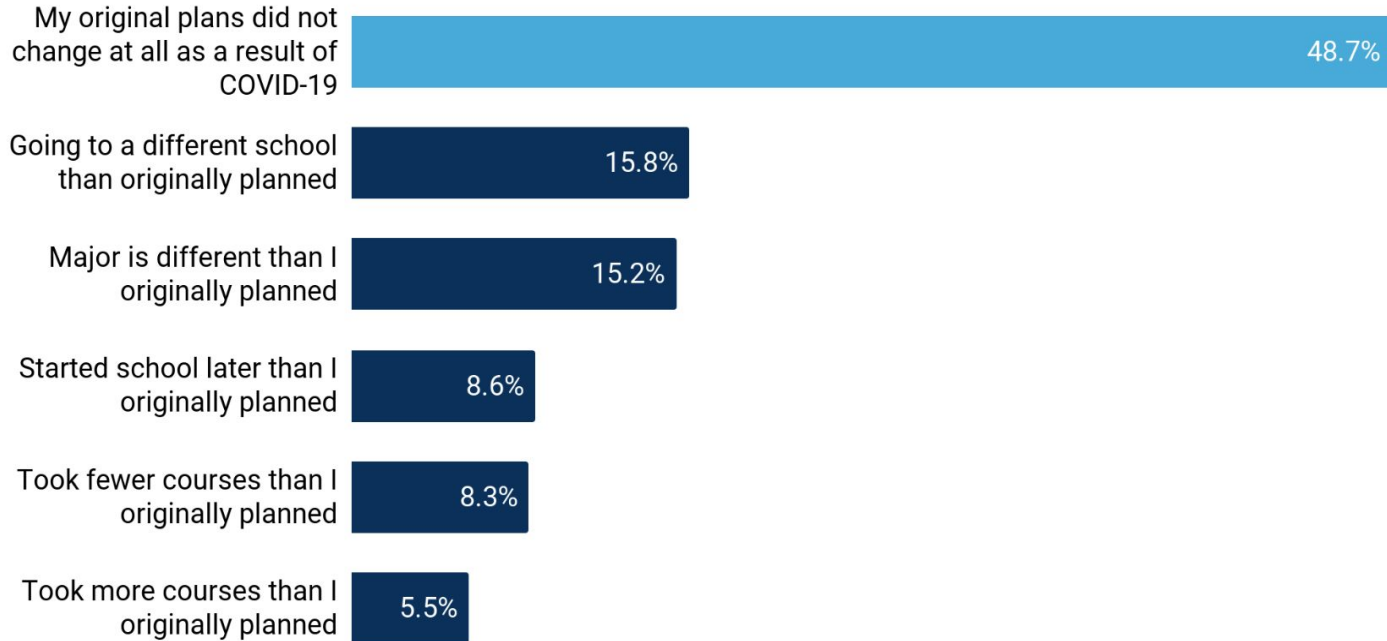
Do you plan on enrolling in any post-high school education, such as college, technical training, or an apprenticeship, within the next year?





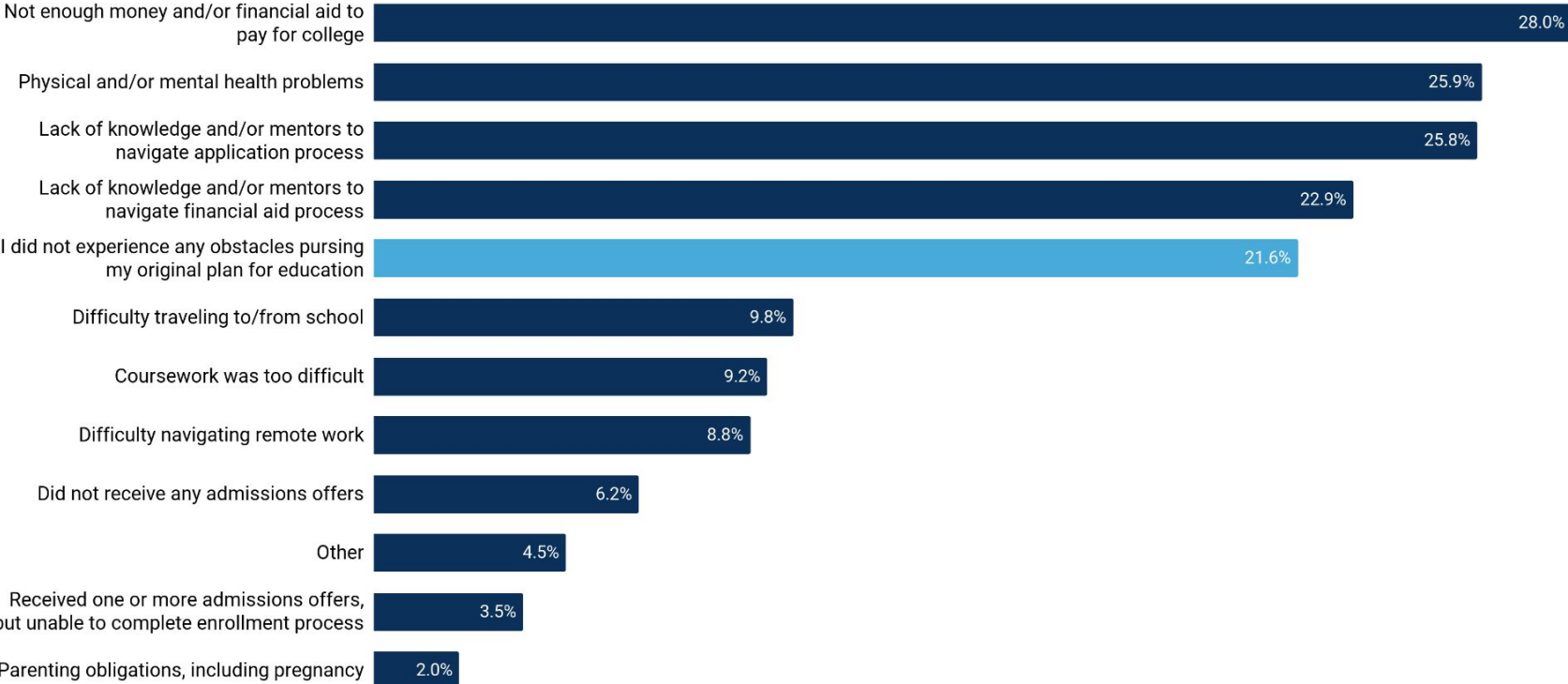
Obstacles Faced in Pursuing an Education

About half of respondents who intended to pursue postsecondary education indicated that their original plans did not change due to the COVID-19 pandemic.



N = 1,474; denominator equals respondents who selected "Education" for their post-high school plans. Respondents who did not indicate their intended type of school are excluded. Respondents could select multiple categories.

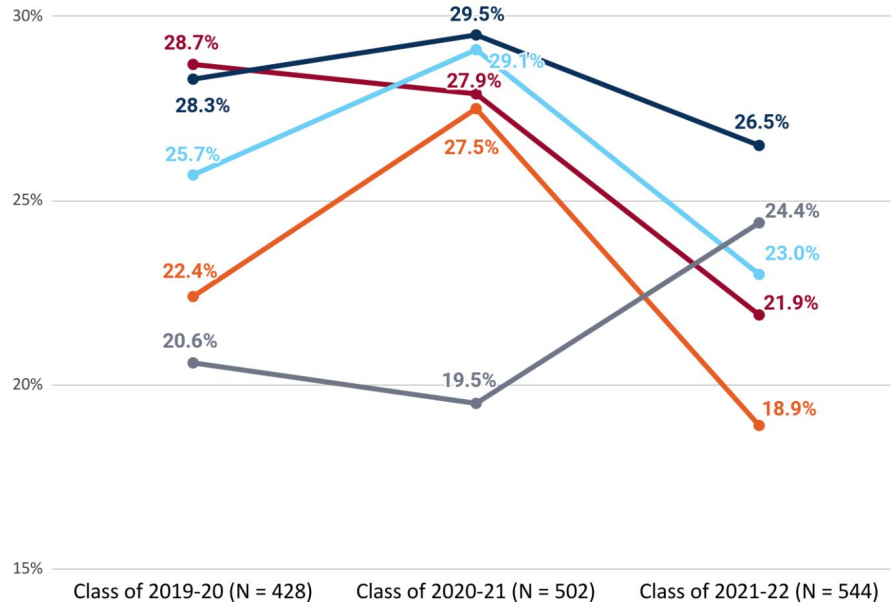
Among SDP graduates who intended to pursue a postsecondary education, the most common obstacle reported was that there was not enough money and/or financial aid to pay for college.



N = 1,474; denominator equals respondents who selected “Education” for their post-high school plans. Respondents who did not indicate their intended type of school are excluded. Respondents could select multiple categories.

Most Common Obstacles that Graduates Faced Pursuing Education by Class Year

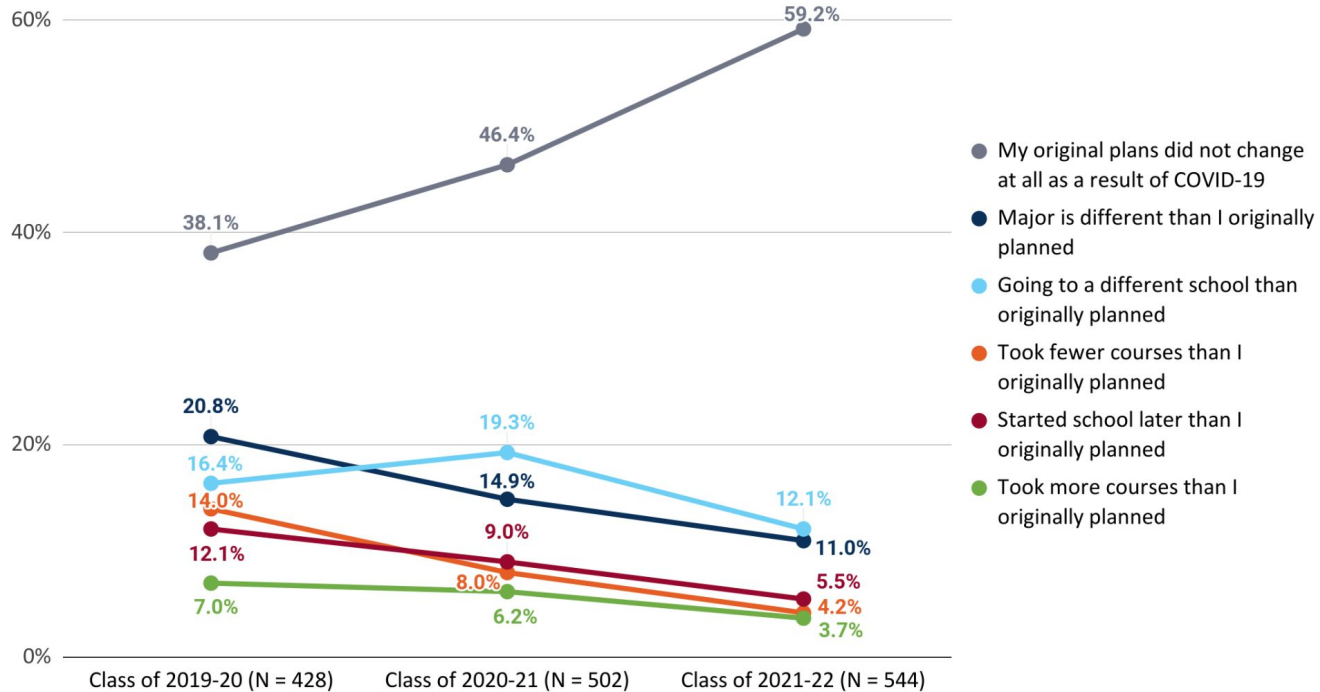
- Among respondents from the class of 2019-20, who graduated at the start of the COVID-19 pandemic, the highest reported obstacle faced while pursuing an education was **physical and/or mental health problems**, with a rate nearly 7 percentage points higher than the class of 2021-22.
- The top obstacle reported by respondents in the class of 2020-21 and class of 2021-22 was that there was **not enough money and/or financial aid to pay for college**, at 29.5% and 26.5%, respectively.
 - This was the second most common obstacle among the class of 2019-20 at about 28%.



- Physical and/or mental health problems
- Not enough money and/or financial aid to pay for college
- Lack of knowledge and/or mentors to navigate application process
- Lack of knowledge and/or mentors to navigate financial aid process
- I did not experience any obstacles pursuing my original plan for education

This figure displays percentages between 15-30% for easier viewing.

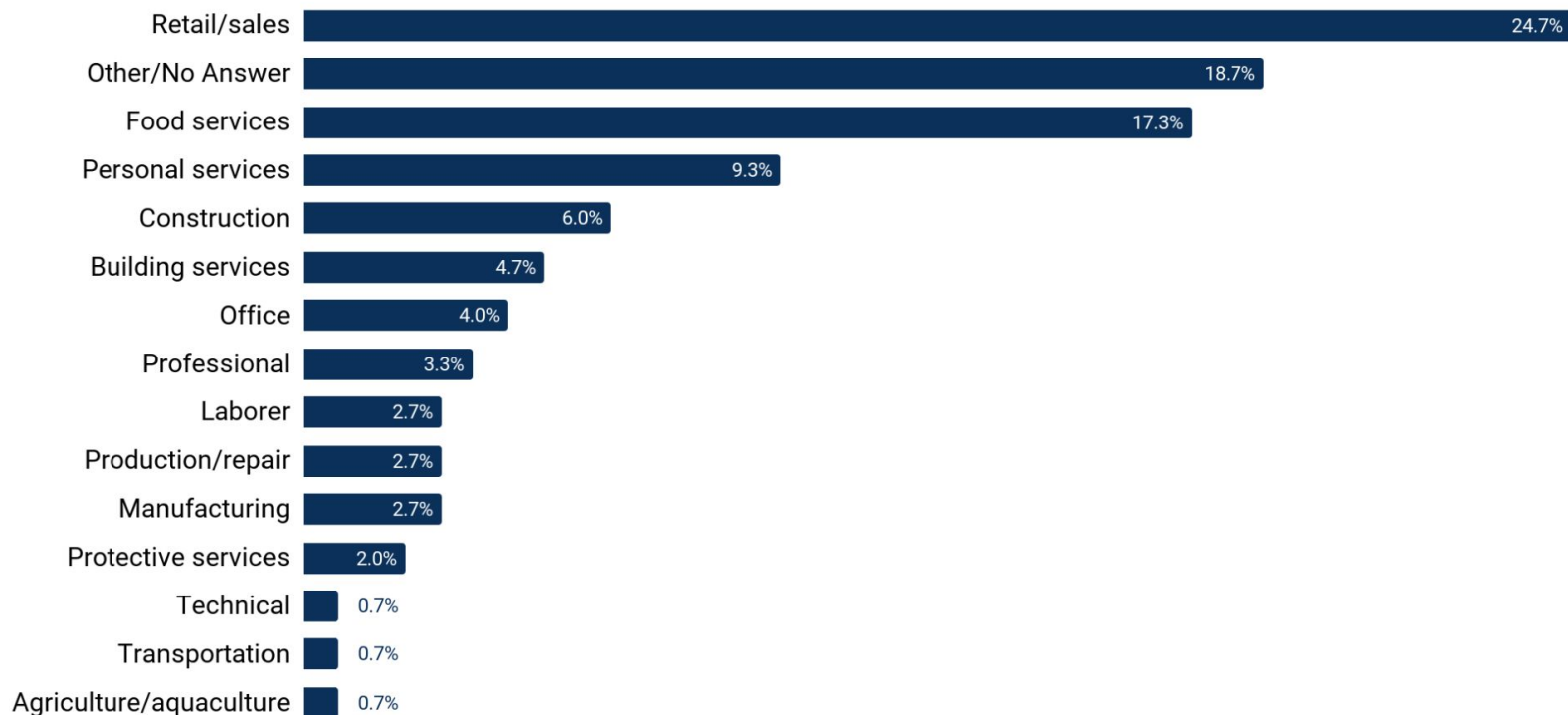
Across the three class years, an increasing number of graduates reported that their post-high school plans remained unchanged due to the COVID-19 pandemic, with 38.1% of respondents in the class of 2019-20 and 59.2% in the class of 2021-22 stating that their plans had not changed.



N = 1,474; denominator equals respondents who selected “Education” for their post-high school plans. Respondents who did not indicate their intended type of school are excluded. Respondents could select multiple categories.

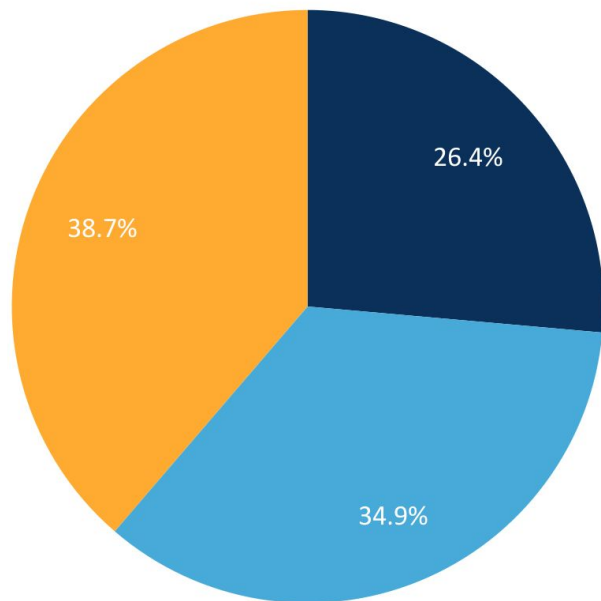
Status of Work Pursuits

Nearly a quarter of respondents reported working in retail/sales during the first year after graduating high school.



Denominator for field of work equals respondents who selected “Work” as their post-high school plans and worked either full-time or part-time in the year after graduating high school.

About 26% of respondents changed interest in their intended field of work, while about 35% began working either part-time or full-time in their intended field.



Before graduating from high school, you took a senior exit survey and said that your post-high school plans involved working in [intended field of work].

As of now, would you say that you:

- Changed interest in working in [intended field of work]
- Began working part-time/full-time in [intended field of work]
- Other/No answer*

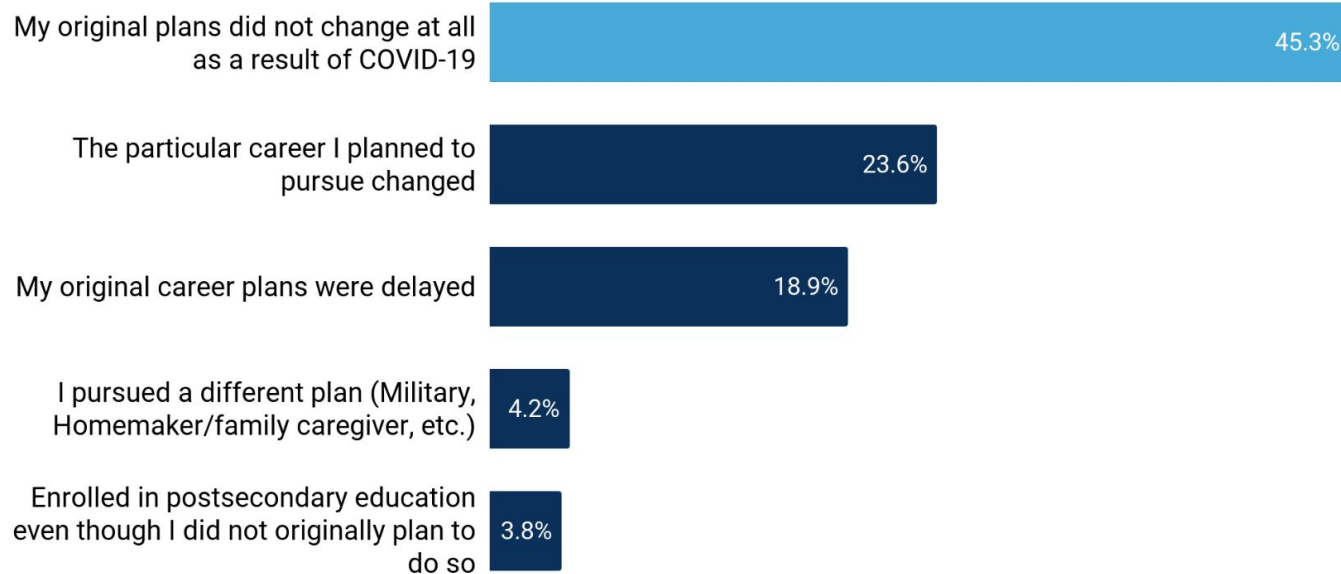
*Other, Were unable to work in intended field, and Delayed working in intended field combined into Other/No answer.

N = 212; denominator equals respondents who selected “Work” for their post-high school plans. Respondents who did not report their intended field of work are excluded. In the survey, [intended field of work] displayed as each respondents’ choice of intended work from the Senior Exit Survey (e.g., retail/sales).



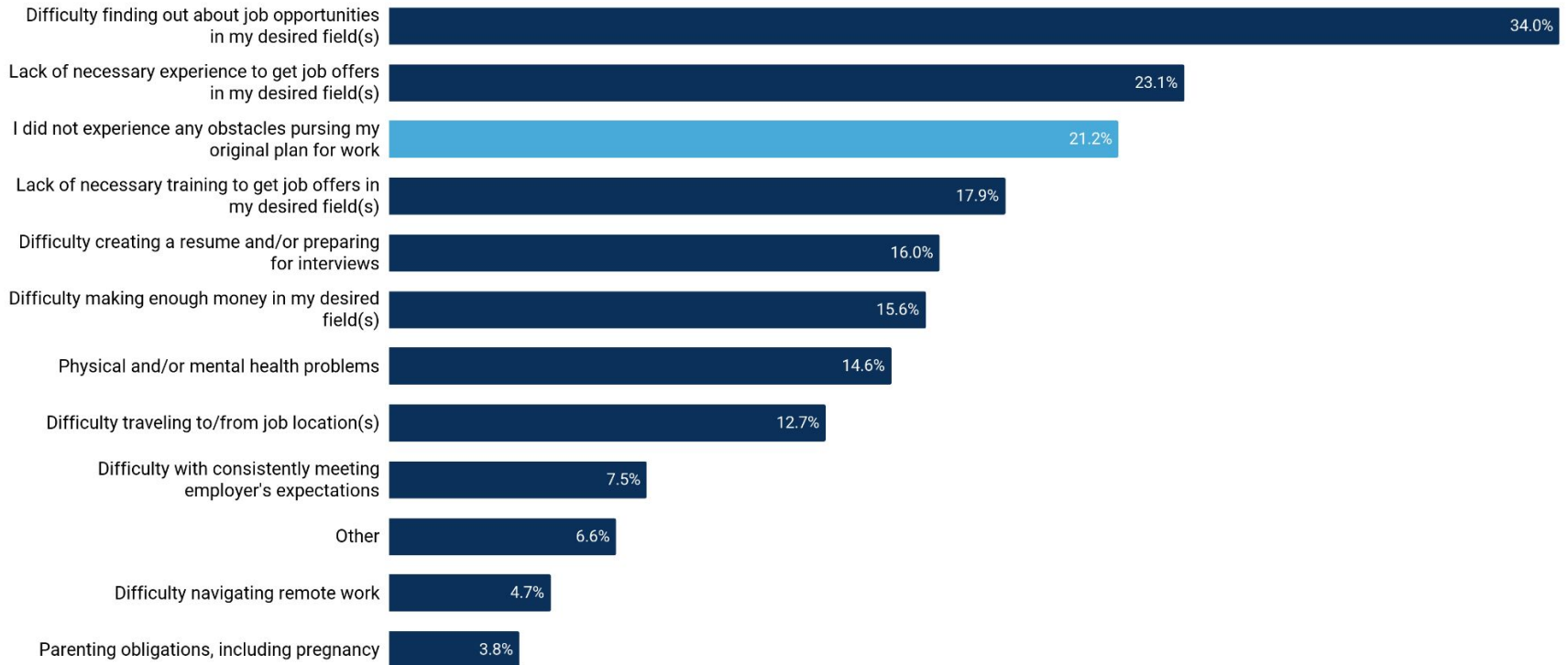
Obstacles Faced in Pursuing Work

About 45% of respondents who intended to pursue work indicated that their original plans did not change due to the COVID-19 pandemic.



N = 212; denominator equals respondents who selected “Work” for their post-high school plans. Respondents who did not indicate their intended field of work are excluded. Respondents could select multiple categories.

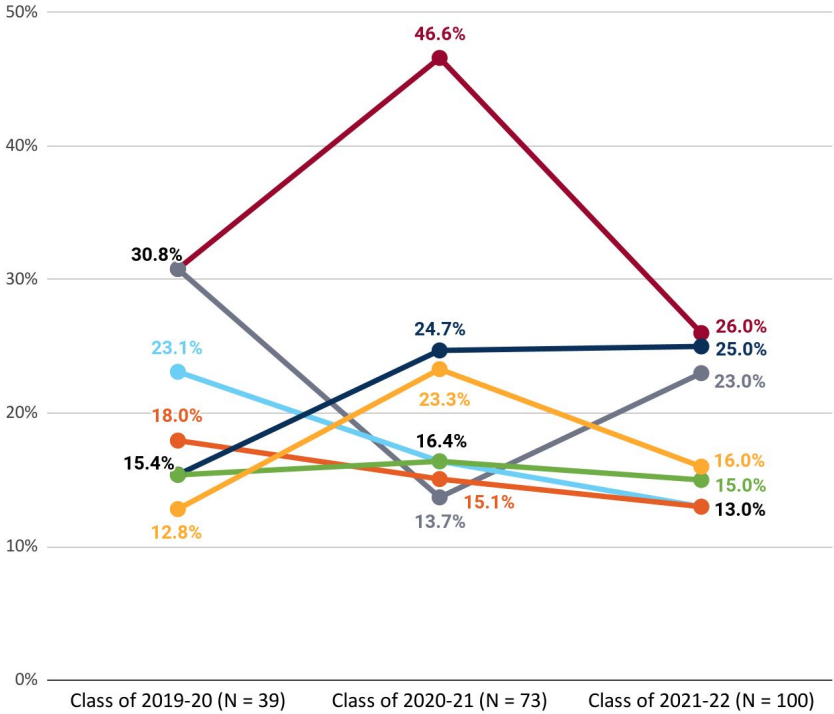
Among SDP graduates who intended to pursue work, the most common obstacle reported was difficulty finding out about job opportunities in their desired field.



N = 212; denominator equals respondents who selected “Work” for their post-high school plans. Respondents who did not indicate their intended field of work are excluded. Respondents could select multiple categories.

Most Common Obstacles that Graduates Faced Pursuing Work by Class Year

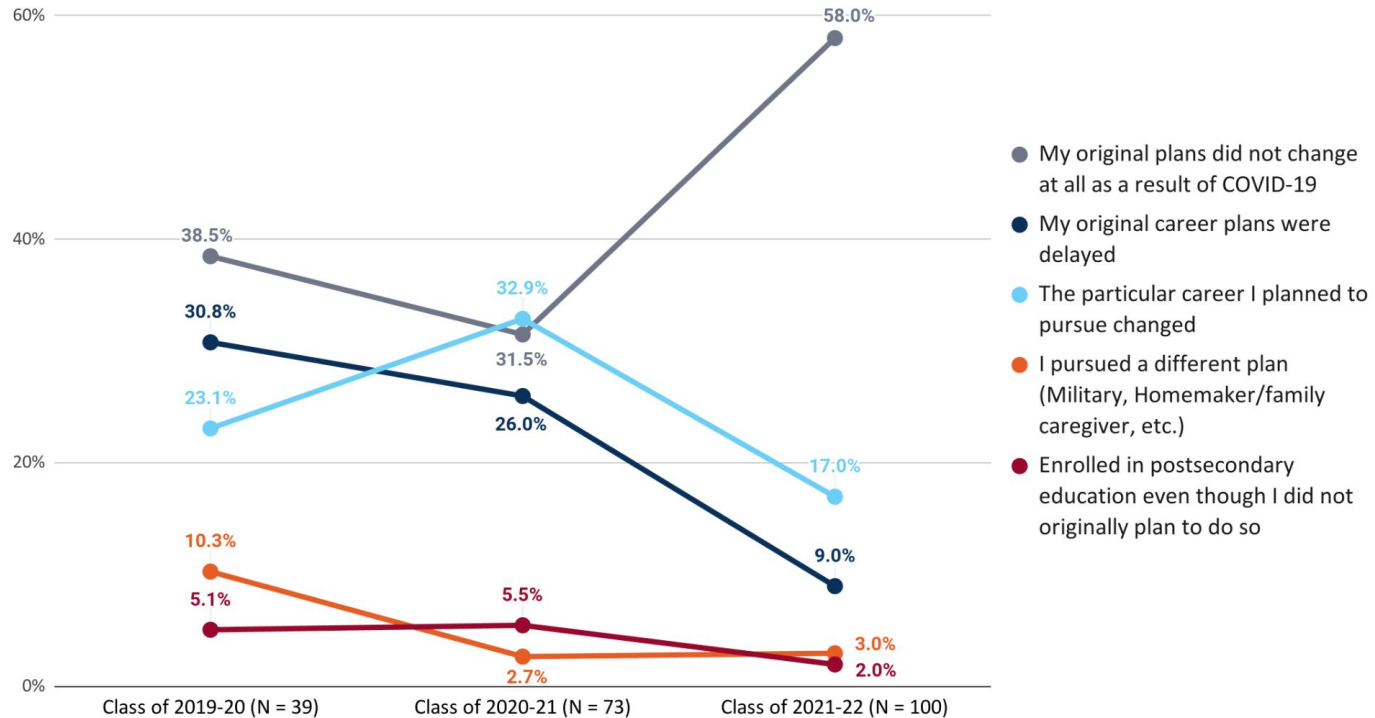
- Among respondents from the class of 2020-21, who graduated one year after the start of the COVID-19 pandemic, nearly 47% of respondents reported experiencing **difficulty finding out about job opportunities** in their desired field.
- Compared to the class of 2019-20, more respondents from the class of 2020-21 and the class of 2021-22 reported **lacking the necessary experience to get job offers** in their desired field with a difference of nearly 10 percentage points.
- The rate of **physical and/or mental health problems** decreased by 5 percentage points from the class of 2019-20 to the class of 2021-22.



- Difficulty finding out about job opportunities in my desired field(s)
- I did not experience any obstacles pursuing my original plan for work
- Difficulty creating a resume and/or preparing for interviews
- Physical and/or mental health problems
- Lack of necessary experience to get job offers in my desired field(s)
- Difficulty making enough money in my desired field(s)
- Lack of necessary training to get job offers in my desired field(s)

This figure displays percentages up to 50% for easier viewing.

Compared to the class of 2019-20, more respondents in the class of 2021-22 reported that that their post-high school plans had not changed as a result of the pandemic (38.5% vs 58%, respectively).



N = 212; denominator equals respondents who selected “Work” for their post-high school plans. Respondents who did not indicate their intended field of work are excluded. Respondents could select multiple categories.



Summary of Educational Pursuits

- Among respondents who intended to pursue a 4-year postsecondary education, 90.8% had enrolled in a 4-year college or university after graduating high school.
- Among respondents who were enrolled in postsecondary education, the top two majors were Health and Medicine (27.7%) and Science, Math, and Technology (18.1%).
- Compared to the class of 2019-20 (65.7%) and 2021-22 (66%), a higher percentage of respondents from the class of 2020-21 (71.2%) had started or graduated from their intended type of school.
- Among respondents who indicated that they were not enrolled in postsecondary education, nearly 58% planned on enrolling within the next year.
- About half of respondents who intended to pursue postsecondary education indicated that their original plans did not change due to the COVID-19 pandemic.
- Among SDP graduates who intended to pursue a postsecondary education, the most common obstacle reported was that there was not enough money and/or financial aid to pay for college.



Summary of Work Pursuits

- Nearly a quarter of respondents who intended to pursue work reported working in retail/sales during the first year after graduating high school.
- About 26% of respondents changed interest in their intended field of work, while about 35% began working either part-time or full-time in their intended field.
- About 45% of respondents who intended to pursue work indicated that their original plans did not change due to the COVID-19 pandemic.
- Among SDP graduates who intended to pursue work, the most common obstacle reported was difficulty finding out about job opportunities in their desired field.



**Additional Graduate Follow-up
Survey and Senior Exit Survey
reports can be found [here](#).**