



## 2020-21 District-Wide Survey Summary Report

To see all questions and explore more results, use our interactive tool at [www.philasd.org/dwsresults](http://www.philasd.org/dwsresults).

### Vaux High School

The District-Wide Survey is one of SDP's best tools for assessing different perspectives across topics. The surveys collect feedback from parents, students, and teachers. Most survey questions relate to one of five topics important to school improvement: **Climate, Instruction, Leadership, Professional Capacity, or Parent/Guardian Community Ties**. The more positive the feedback received, the higher the "score." **The highest score for each topic is 10**, which would mean that everyone who responded selected the most positive choices for all questions about that topic.

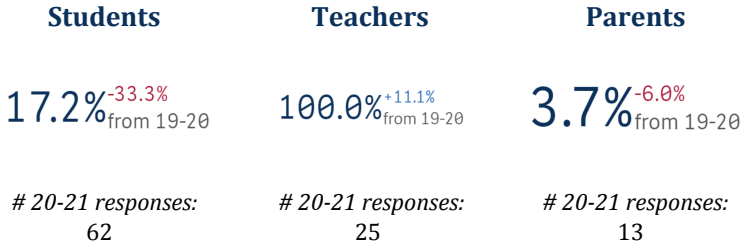
**Sample question:**

How often is this statement true?  
"I enjoy being in school."



### Results by Respondent Group and Topic

#### How many people took the survey is important when considering results.

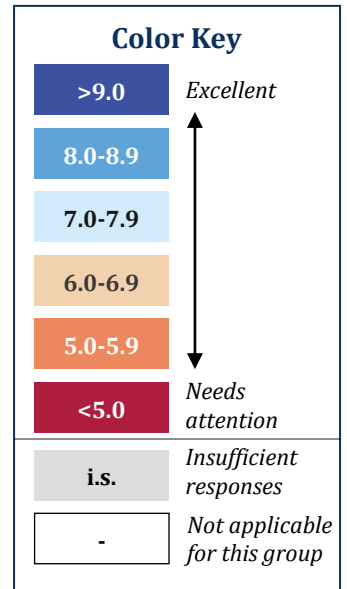


The more responses, the better the results. If fewer than 25% of students or teachers or fewer than 10% of parents/guardians took the survey, the results might not be generalizable and are not displayed.

#### How does feedback compare across respondent groups?

##### Average Scaled Scores by Topic and Respondent Group

Topic	Q	Overall	Student	Parent	Teacher
Climate		i.s.	i.s.	i.s.	6.4
Instruction		i.s.	i.s.	i.s.	6.5
Community Ties		i.s.	-	i.s.	4.3
Professional Capacity		6.5	-	-	6.5
Leadership		i.s.	-	i.s.	9.4



**How to read this table:** The overall column shows the combined score across all groups. The other columns show the average score for each surveyed group.

# 2020-21 District-Wide Survey School Report

## Vaux High School

### Results by Respondent Group and Sub-Topic

**Each of the main topics contains many related sub-topics.**

The tables below show the average scores for each sub-topic from each group.

#### Climate\*

Sub-Topic	Q	Overall	Student	Parent	Teacher
Attendance		3.9	-	-	3.9
Belonging		i.s.	i.s.	-	-
Bullying		i.s.	i.s.	i.s.	-
Classroom Challenges		6.5	-	-	6.5
Discipline		8.1	-	-	8.1
External Challenges		3.6	-	-	3.6
Respect		8.5	-	-	8.5
Safety		i.s.	i.s.	i.s.	-
School Challenges		7.0	-	-	7.0
Student Centered Learning		7.0	-	-	7.0

#### Instruction\*

Sub-Topic	Q	Overall	Student	Parent	Teacher
Engagement		6.5	-	-	6.5
Teaching & Learning		i.s.	i.s.	i.s.	-

#### School Leadership

Sub-Topic	Q	Overall	Parent	Teacher
Classroom Decision Making		9.5	-	9.5
Expectations & Feedback		9.3	-	9.3
Inclusive Leadership		9.3	-	9.3
Leadership		i.s.	i.s.	-

#### Parent-Community Ties\*

Sub-Topic	Q	Overall	Parent	Teacher
Communication		4.3	-	4.3
Communication Quality		i.s.	i.s.	-
Involvement		i.s.	i.s.	-
School Relationship		i.s.	i.s.	-

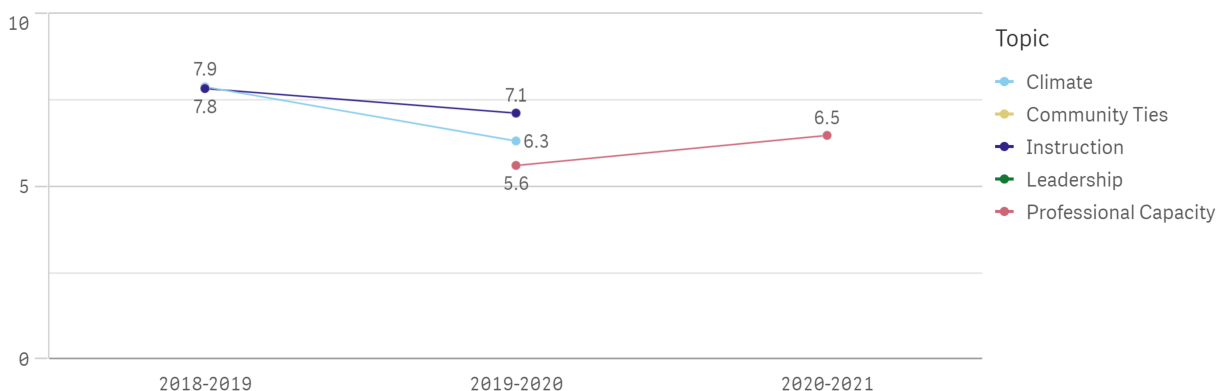
#### Professional Capacity

Sub-Topic	Q	Overall	Teacher
Innovation		8.7	8.7
Peer Collaboration		6.5	6.5
Quality of PD		6.0	6.0
Quality of PD: Consistency		6.0	6.0
Quality of PD: Delivery		5.2	5.2

\*These topics on the District-Wide Survey are used to track our progress on Goals and Guardrails.

To learn more, visit [www.philasd.org/era/goals-and-guardrails](http://www.philasd.org/era/goals-and-guardrails).

### Feedback Trends Over Time



**How to read this figure:** The points on the chart show the average score for each topic every year. The topics are color-coded according to the key at right. Upward movement shows more positive responses while downward movement shows less positive responses.