



2019-20 District-Wide Survey School Report

Sankofa Freedom Academy

Who took the surveys?

Students

37.7% ^{-48.0%}
from 18-19
'19-20 responses: 194

Teachers

31.7% ^{+23.0%}
from 18-19
'19-20 responses: 13

Parents

67.7% ^{-9.3%}
from 18-19
'19-20 responses: 365

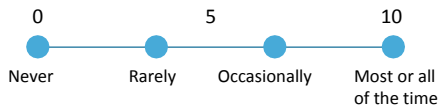
How many people took the survey is important when considering survey results. If fewer than 25% of students, parents, or teachers took the survey, the results may not be generalizable.

What do the numbers mean?

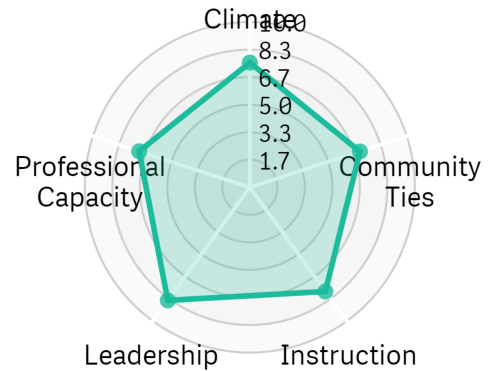
The surveys collect feedback from parents, students, and teachers. Survey questions relate to five topics important to school improvement. The more positive the feedback received, the higher the "score." **The highest score for each topic is 10**, which would mean that everyone selected the most positive choices for all questions about that topic.

Sample question:

How often is this statement true? "I enjoy being in school."



How positive was the feedback?



When the dots are too close to the middle, it means survey responses were generally negative. Dots closer to the edge mean the responses were positive.

Questions to Consider: How was the school rated on the different topics? What dots are close to the center? What dots are close to the edge?

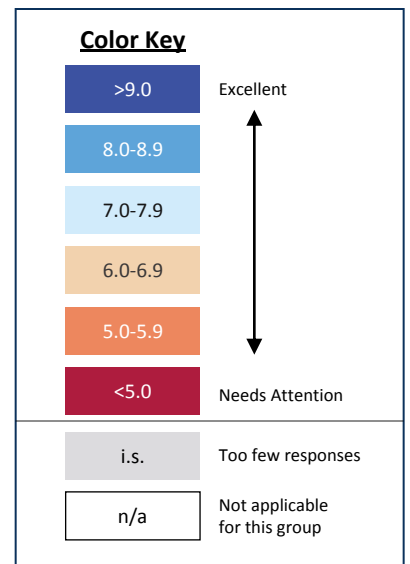
How does feedback compare across survey takers?

Average Scaled Scores by Topic and Respondent Group

Topic	Overall	Student	Parent	Teacher
Climate	7.5	7.1	9.2	7.3
Instruction	7.8	8.0	8.3	7.0
Community Ties	7.0	n/a	7.6	5.3
Professional Capacity	7.1	n/a	n/a	7.1
Leadership	8.5	n/a	8.3	8.5

Research shows that the five topics above are closely related to school improvement. The overall column shows the combined score across all survey takers and is the same value shown in the radar plot (top right). The other columns show the average score for each surveyed group.

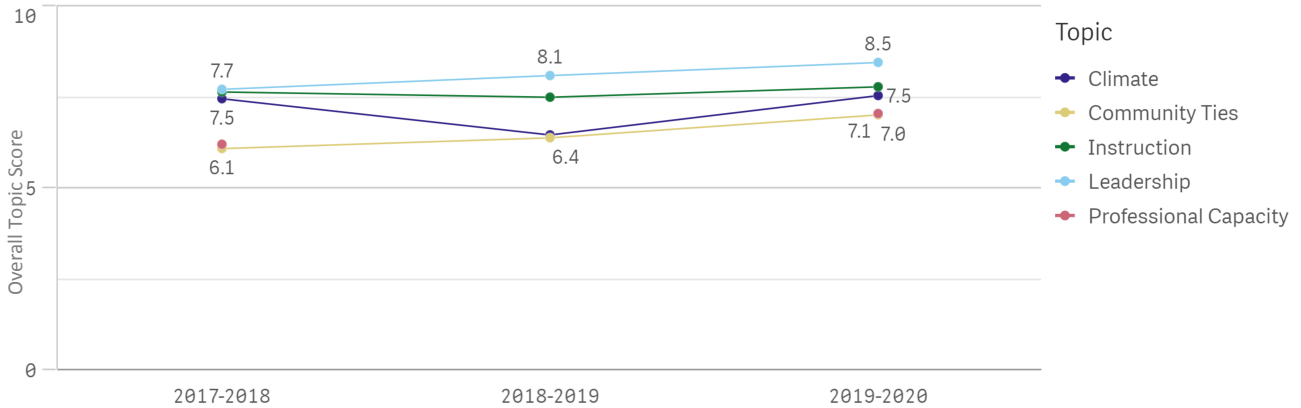
Questions to Consider: In what key area is your school rated the highest? The lowest? How do different groups rate similar topic areas? What actions will you take as a result of this feedback?



Note: Due to the COVID-19 pandemic, all students transitioned to digital learning on March 16, 2020. This was in the middle of the survey window. Respondents who had not already completed the survey were instructed to answer survey questions based on their overall experience for the entire school year.

Sankofa Freedom Academy

What are the trends in feedback over time?



The values in the chart above indicate the overall topic score for each (color-coded) topic each year. Upward movement shows improvements while downward movement reflects declines.

Questions to Consider: Are the lines trending up or down? How does this pattern align with the areas where your school has been making the most effort?

Feedback by Sub-topic and Group

Each topic contains many sub-topics. The tables below show the scores for each sub-topic and follow the color codes from page 1.

School Climate

Sub-Topic	Q	Overall	Student	Parent	Teacher
Belonging		7.4	7.4	n/a	n/a
Safety		8.2	7.1	9.4	n/a
Bullying		7.8	6.7	8.9	n/a
Respect		9.3	n/a	n/a	9.3
School Challenges		7.9	n/a	n/a	7.9
Classroom Challenges		7.3	n/a	n/a	7.3
Attendance		6.9	n/a	n/a	6.9
External Challenges		6.1	n/a	n/a	6.1
Student Centered Learning		6.0	n/a	n/a	6.0
Discipline		i.s.	n/a	n/a	i.s.

School Leadership

Sub-Topic	Q	Overall	Parent	Teacher
Leadership		8.3	8.3	n/a
Expectations & Feedback		8.9	n/a	8.9
Inclusive Leadership		8.4	n/a	8.4
Classroom Decision Making		8.1	n/a	8.1

Parent-Community Ties

Sub-Topic	Q	Overall	Parent	Teacher
Communication Quality		8.6	8.6	n/a
School Relationship		8.0	8.0	n/a
Involvement		6.1	6.1	n/a
Communication		5.3	n/a	5.3

Instruction

Sub-Topic	Q	Overall	Student	Parent	Teacher
Teaching & Learning		8.2	8.0	8.3	n/a
Engagement		7.0	n/a	n/a	7.0

Professional Capacity

Sub-Topic	Q	Overall	Teacher
Innovation		7.7	7.7
Quality of PD		6.8	6.8
Peer Collaboration		6.7	6.7
Quality of PD: Consistency		i.s.	i.s.
Quality of PD: Delivery		i.s.	i.s.

To see all survey questions and explore more results, use our interactive tool at www.philasd.org/dwsresults.