





















SPOTlight: School Year 2022-2023


School District of Philadelphia - School Performance Outcomes Table

Superintendent Tony B. Watlington, Sr. Ed.D.

CONDITIONS FOR SUCCESS				
Metric Name	2021-22 Results	2022-23 Results	2022-23 Progress	Metric Description
Student Attendance	57%	60%	+3.0 %-pts 	Percentage of students attending 90% or more of instructional days
Teacher Attendance	77%	84%	+7.0 %-pts 	Percentage of teachers attending 90% or more of work days
Student Dropouts (Grades 7-12)	3,917	3,652	-265 	Number of students no longer enrolled, and who did not transfer or graduate
Graduation Rate (4-Year Cohort)	71.2%	74.1%	+2.9 %-pts 	Percentage of students graduating high school within four years of first-time enrollment in 9th grade

ACADEMIC GOALS						
Metric Name	2021-22 Results	2022-23 Results	2022-23 Progress	2021-22 Results	2022-23 Results	2022-23 Progress
Goals 1-3: Grades 3-8	PSSA/PASA Proficient or Advanced			PSSA/PASA Below Basic		
Grade 3 Reading	28.1%	31.0%	+2.9 %-pts 	38.2%	31.4%	-6.8 %-pts 
Grade 3 - 8 Reading	34.4%	34.0%	-0.4 %-pts 	28.2%	26.4%	-1.8 %-pts 
Grade 3 Math	20.8%	26.5%	+5.7 %-pts 	58.9%	52.0%	-6.9 %-pts 
Grade 3 - 8 Math	16.5%	20.7%	+4.2 %-pts 	61.7%	56.8%	-4.9 %-pts 
Grade 4 and 8 Science	37.1%	40.2%	+3.1 %-pts 	35.6%	33.6%	-2.0 %-pts 
Metric Name	2018-19 Results*	2022-23 Results	2022-23 Progress	2018-19 Results*	2022-23 Results	2022-23 Progress
Goal 4: Best by 11th Grade	Keystone Proficient or Advanced			Keystone Below Basic		
Algebra 1	36.3%	30.1%	-6.2 %-pts 	26.0%	34.0%	+8.0 %-pts 
Biology	34.9%	31.4%	-3.5 %-pts 	43.2%	38.0%	-5.2 %-pts 
Literature	47.6%	53.9%	+6.3 %-pts 	25.7%	18.4%	-7.3 %-pts 

* Due to COVID-19 pandemic-related test cancellations and exemptions, Keystone results for 2022-23 are compared to pre-pandemic (2018-19) performance.

Metric Name	2021-22 Results	2022-23 Results	2022-23 Progress	Metric Description
Goal 5: Grade 12 CTE	NOCTI Competent or Advanced			
NOCTI	43.4%	49.1%	+5.7 %-pts 	Percentage of students passing the industry standards assessment specific to each Career and Technical Education (CTE) program

SPOTlight Legend: Improving  Maintaining  Not Improving 