

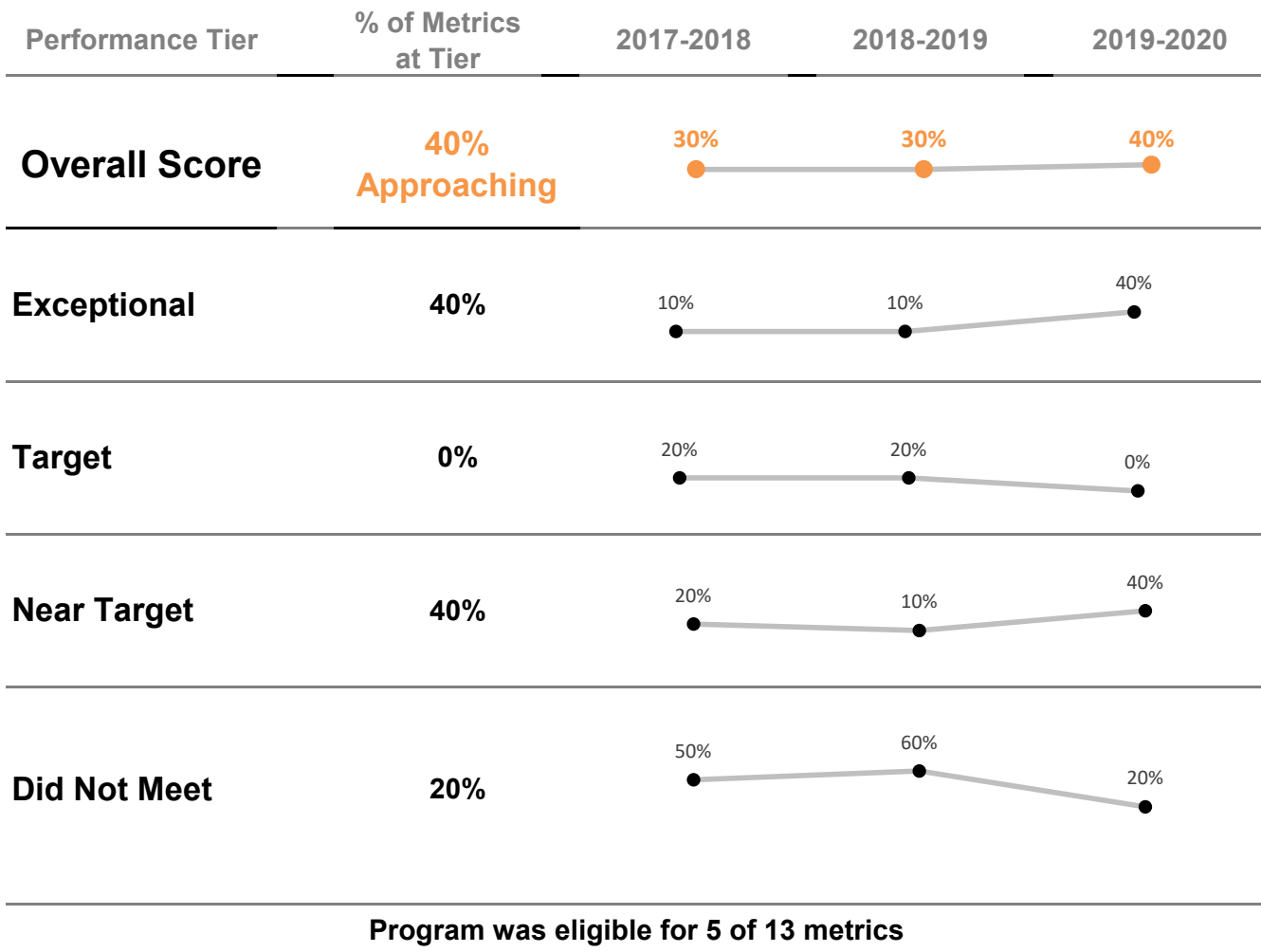
Northeast High School EOP

Program Information

Governance	District	Program Type	Adult Diploma
Address	1601 Cottman Ave Philadelphia, PA 19111	Grade Range	9-12
Phone	215-400-3200	Total Enrollment	216
Website	https://www.philasd.org/alternative/	Average Daily Membership	161

Due to the COVID-19 pandemic and associated school closures, multiple state and local assessments were cancelled during the 2019-2020 school year. Many of the metrics usually included in the AEPR are not comparable to previous years; for others, results are not available.

Student Demographics



Achievement

Metric	Metric Value	Performance Tier
--------	--------------	------------------

Keystone Literature

Percent Proficient or Advanced
[Distribution by Performance Level](#)
 Advanced: N/A - COVID-19
 Proficient: N/A - COVID-19
 Basic: N/A - COVID-19
 Below Basic: N/A - COVID-19

- Not Available Due to COVID-19 -

Keystone Algebra

Percent Proficient or Advanced
[Distribution by Performance Level](#)
 Advanced: N/A - COVID-19
 Proficient: N/A - COVID-19
 Basic: N/A - COVID-19
 Below Basic: N/A - COVID-19

- Not Available Due to COVID-19 -

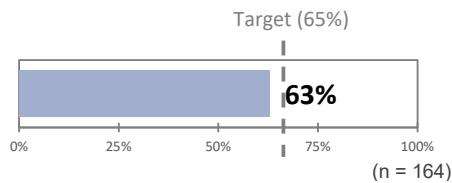
Keystone Biology

Percent Proficient or Advanced
[Distribution by Performance Level](#)
 Advanced: N/A - COVID-19
 Proficient: N/A - COVID-19
 Basic: N/A - COVID-19
 Below Basic: N/A - COVID-19

- Not Available Due to COVID-19 -

Course Performance¹

Percent Earning at Least a C in All Major Subjects
 % Earning at Least Bs: 32%

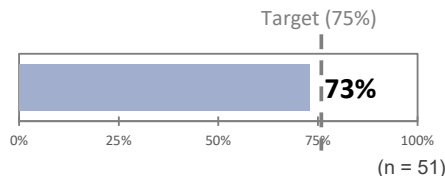


Near Target

Progress

Metric	Metric Value	Performance Tier
--------	--------------	------------------

Credit Accumulation¹



Near Target

Literacy*

Percent of Students Meeting Target
[Outcomes for Students Not Meeting Target](#)
 Not Meeting Target: N/A - COVID-19
 Insufficient Test Records: N/A - COVID-19

- Not Available Due to COVID-19 -

Numeracy*

Percent of Students Meeting Target
[Outcomes for Students Not Meeting Target](#)
 Not Meeting Target: N/A - COVID-19
 Insufficient Test Records: N/A - COVID-19

- Not Available Due to COVID-19 -

Climate

Metric	Metric Value	Performance Tier
--------	--------------	------------------

Annual Retention Rate

Outcomes for Students Not Retained

Transferring Within Network: N/A - COVID-19

Transferring Outside Network: N/A - COVID-19

No Longer in a Philadelphia Public School: N/A - COVID-19

- Not Available Due to COVID-19 -

% of Students Attending at Least 85% of Days²

Distribution by Attendance Band

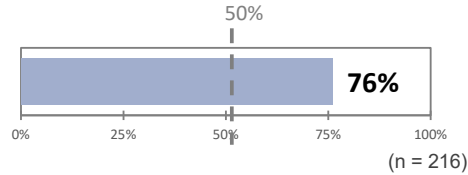
Attending at Least 95% of Days: 31%

Attending 90-95% of Days: 31%

Attending 85-90% of Days: 14%

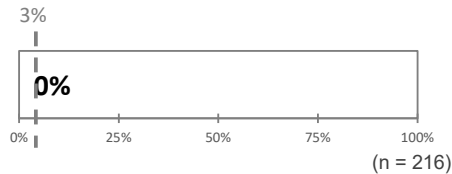
Attending 80-85% of Days: 10%

Attending Less than 80% of Days: 14%



Exceptional

% of Students Involved in Violent Incidents¹



Exceptional

Student Survey: Climate³

Percent of Most Positive Responses

Student Survey Participation Rate: 3%

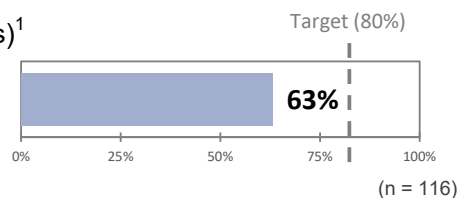
- Insufficient Sample -

College & Career

Metric	Metric Value	Performance Tier
--------	--------------	------------------

Annual Graduation Rate (known on-track students)¹

Total Number of Students Graduating (on-track or off-track students): 96



Did Not Meet

Student Survey: College & Career Readiness³

Percent of Most Positive Responses

Student Survey Participation Rate: 3%

- Insufficient Sample -

* Self-reported data. See User Guide for performance tier cutpoints.

¹ These metrics may have been affected by school closures in Spring 2020.

² These metrics include data only through mid-March. In previous years, these metrics were calculated using data through the end of the school year.

³ Survey window was open through June. Responses and participation rates may have been affected by the school closures in Spring 2020.